
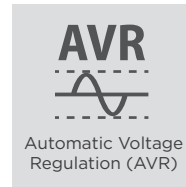
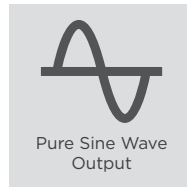

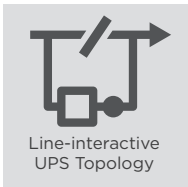


CP900EPFCLCD/CP1300EPFCLCD
CP1500EPFCLCD



ELEGANT AND RELIABLE PFC UPS



The Pure Sine Wave UPS for equipment requiring active PFC power source

Designed for home, office and back office applications, the PFC Sinewave Series adopts line-interactive topology with Automatic Voltage Regulation (AVR) function to offer stabilized Pure Sine Wave output. The products are compatible with equipment requiring active PFC power supply. Other features include RJ11/RJ45 port to provide data line protection against surge and spike, and power management software to perform PC graceful shutdown.

APPLICATION

- Home
- Office
- SOHO Office
- Back Office


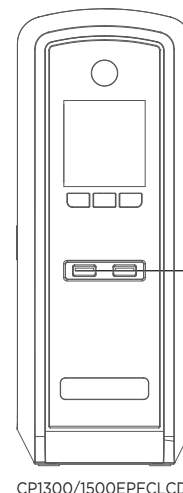
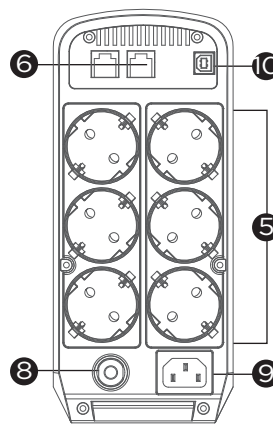
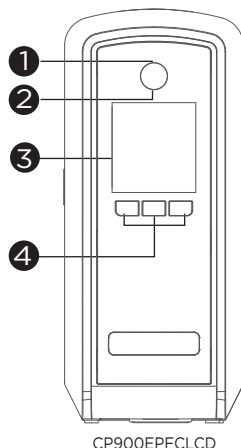
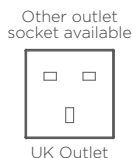
SERIES FEATURES

- Line-interactive UPS Topology
- Active PFC Compatible
- Automatic Voltage Regulation (AVR)
- Phone/Fax/Modem/DSL/Network Protection
- PowerPanel® Management Software
- Energy Saving Technology
- Pure Sine Wave Output
- Surge and Spike Protection
- LCD Status Display
- USB Charging Port*

*Selected Model(s)

PRODUCT CALLOUTS

- 1 . Power On Indicator
- 2 . Power On/Off Switch
- 3 . LCD Display Panel
- 4 . Function Button(s)
- 5 . Battery Backup & Surge Protected Outlets
- 6 . Communication Protection Ports RJ11/RJ45
- 7 . USB Charging Ports
- 8 . Input Circuit Breaker
- 9 . AC Inlet
- 10 . USB Port
- 11 . Serial Port





TECHNICAL SPECIFICATIONS

Model Name	CP900EPFCLCD	CP1300EPFCLCD	CP1500EPFCLCD
General			
UPS Topology	Line-interactive	Line-interactive	Line-interactive
Energy Saving Technology	GreenPower UPS™ Bypass Technology	GreenPower UPS™ Bypass Technology	GreenPower UPS™ Bypass Technology
Active PFC Compatibility	Yes	Yes	Yes
Input			
Nominal Input Voltage (Vac)	230	230	230
Input Voltage Range (Vac)	170 - 270	170 - 270	170 - 270
Input Frequency (Hz)	50 ± 3, 60 ± 3	50 ± 3, 60 ± 3	50 ± 3, 60 ± 3
Input Frequency Detection	Auto-sensing	Auto-sensing	Auto-sensing
Rated Input Current (A)	10	10	10
Input Connector Type	IEC C14	IEC C14	IEC C14
Output			
Capacity (VA)	900	1300	1500
Capacity (Watts)	540	780	900
On Battery Waveform	Pure Sine Wave	Pure Sine Wave	Pure Sine Wave
On Battery Voltage(s) (Vac)	230 ± 10%	230 ± 10%	230 ± 10%
On Battery Frequency (Hz)	50 ± 1%, 60 ± 1%	50 ± 1%, 60 ± 1%	50 ± 1%, 60 ± 1%
Automatic Voltage Regulation (AVR)	Single Boost	Single Boost	Single Boost
Overload Protection	Internal Current Limiting, Circuit Breaker	Internal Current Limiting, Circuit Breaker	Internal Current Limiting, Circuit Breaker
Outlet(s) - Total	6	6	6
Outlet Type	Schuko x 6 or UK x 2, IEC C13 x 4	Schuko x 6 or UK x 2, IEC C13 x 4	Schuko x 6 or UK x 2, IEC C13 x 4
Outlet(s) - Battery & Surge Protected	6	6	6
USB Charging Port(s)	-	2	2
USB Charging Current (A)	-	2.1	2.1
Typical Transfer Time (ms)	4	4	4
Battery			
Runtime at Half Load (min)	7	9	10
Runtime at Full Load (min)	1	2.5	3
Typical Recharge Time (Hours)	8	8	8
User Replaceable	Yes	Yes	Yes
Battery Type	Sealed Lead-acid	Sealed Lead-acid	Sealed Lead-acid
Replacement Battery Pack	RBPO051	RBPO124	RBPO016
RBP Quantity (pcs)	1	1	1
Surge Protection & Filtering			
Surge Suppression (Joules)	405	405	405
EMI/RFI Filtration	Yes	Yes	Yes
Phone/Network Protection RJ11/RJ45 (Combo)	1-in, 1-out	1-in, 1-out	1-in, 1-out
Management & Communications			
LCD Panel	Yes	Yes	Yes
LED Indicators	Power On	Power On	Power On
HID Compliant USB Port(s)	1	1	1
Serial Port	-	Dry Contact	Dry Contact
Audible Alarms	Battery Mode, Low Battery, Overload, UPS Fault	Battery Mode, Low Battery, Overload, UPS Fault	Battery Mode, Low Battery, Overload, UPS Fault
Power Management Software	PowerPanel® Personal Edition	PowerPanel® Personal Edition	PowerPanel® Personal Edition
Physical			
Form Factor	Tower	Tower	Tower
Physical Size - UPS Module			
Dimensions (WxHxD) (mm.)	100 x 230 x 275	100 x 265 x 370	100 x 265 x 370
Weight (kg.)	7.1	10.4	11.3
Environmental			
Operating Temperature (°C)	0 - 40	0 - 40	0 - 40
Operating Relative Humidity (Non-condensing) (%)	0 - 95	0 - 95	0 - 95
Online Thermal Dissipation (BTU/hr)	31	41	61
Certifications			
Certifications*	CE, EAC, RCM	CE, EAC, RCM	CE, EAC, RCM
RoHS	Yes	Yes	Yes

*Certifications may vary according to different regions. Visit www.cyberpower.com for more information.
#All specifications are subject to change without notice.